



# Durability with a classic touch.

Available in  
base plate and  
embedded styles.

### Features and Benefits

- Prestressed steel and highest quality concrete are centrifugally cast for ultimate strength and long-term durability
- Natural stone and terrazzo aggregates maintain a like new appearance with virtually no maintenance
- Conforms to applicable sections of ACI, AASHTO, ASTM and PCI standards
- Exclusive 10-year warranty

### Colors and Finishes

A wide range of standard, pre-formulated and custom colors are available. The concrete shafts are lightly blasted to expose the texture and beauty of the natural stone. See separate Aggregates and Finishes sheet for details. We offer Amerishield™, a premium graffiti-resistant coating, as well as other durable sealers and protectants that further enhance colors, protect the concrete surface and aid in the removal of graffiti.

# Victorian II T Pole

The fluted Victorian pole features neoclassical detailing that complements many period architectural styles, yet blends easily with more modern surroundings. The slightly tapered shaft lends a graceful look to this elegant Victorian.

Our Victorian Series lighting poles combine the charm of yesterday with the technology of today. Available in a variety of configurations, colors and finishes, the Victorian Series provides architects and designers with many creative options.


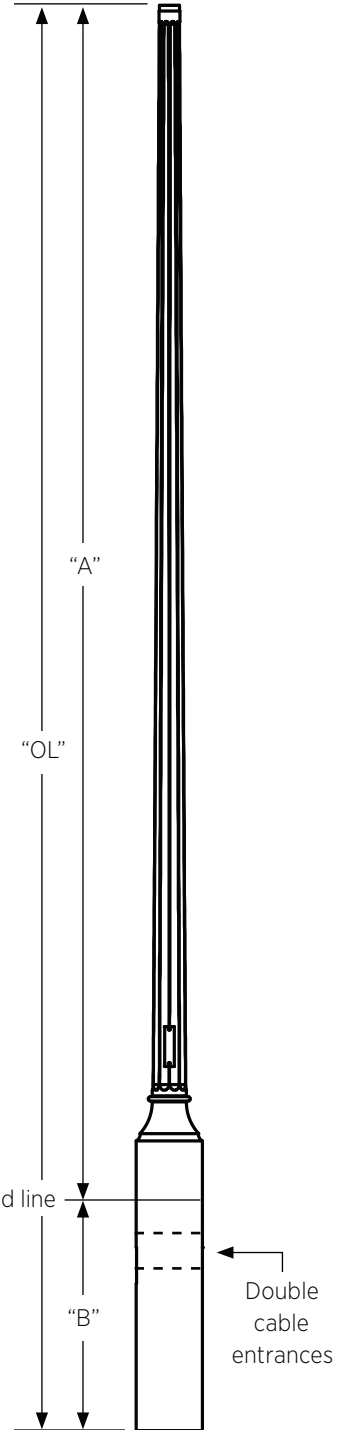
**Victorian II T - Base plate style information**

Catalog Number	Pole Height "A"	Top OD	Base OD	Anchor Bolt	Bolt Circle	Base Plate (Sq)	Ultimate G.L. Moment	Pole Weight
VBFX07.5	24'-6"	5 1/8"	16 1/2"	1" x 36" x 4"	20" - 21"	18"	24,300 ft lbs	1,100 lbs
VBFX09.0	29'-6"	5 1/8"	16 1/2"	1" x 36" x 4"	20" - 21"	18"	28,200 ft lbs	1,200 lbs

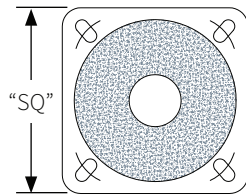
**Victorian II T - Embedded style information**

Catalog Number	Pole Height "A"	Top OD	Base OD	Embedded Depth "B"	Overall Length "OL"	Ultimate G.L. Moment	Pole Weight
VEFX07.5	24'-6"	5 1/8"	16 1/2"	4'-11"	29'-5"	24,300 ft lbs	1,500 lbs
VEFX09.0	29'-6"	5 1/8"	16 1/2"	4'-11"	34'-5"	28,200 ft lbs	1,700 lbs

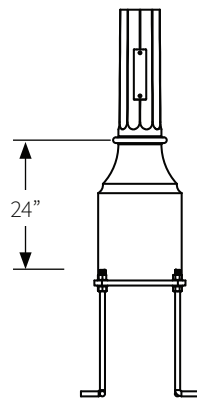
5 1/8" top OD



Shaft cross section detail



Slotted base plate



Elevation See recommended "capping detail"

**Specifications** - Use Centrecon specifications

**Colors and finishes** - See Centrecon color selection guide

**Luminaire mounting** - See mounting options section for more information

**Anti-graffiti and sealer** - Optional coatings are available for added protection